



CELETTE®

RHONE

SERIES



www.celette.com



SMART RHONE

IS A MULTIPURPOSE BENCH DESIGNED TO HANDLE ALL KINDS OF LIGHT, MEDIUM AND HEAVY COLLISION REPAIR.

REF NO: RH19S.3501.x | RH19S.3502.x | RH19S.3503.x

The unique feature of SMART RHONE is QUICK ANCHORING. The vehicle can be anchored and ready to perform pulling operations in less than 15 MINUTES.

Compatible with NAJA 3D and EAGLE 3D electronic measuring systems.

SMART RHONE is the first of its kind which can also accommodate dedicated jigs (MZ+ system) and is compatible with CAMELEON, the universal adaptive jig system.

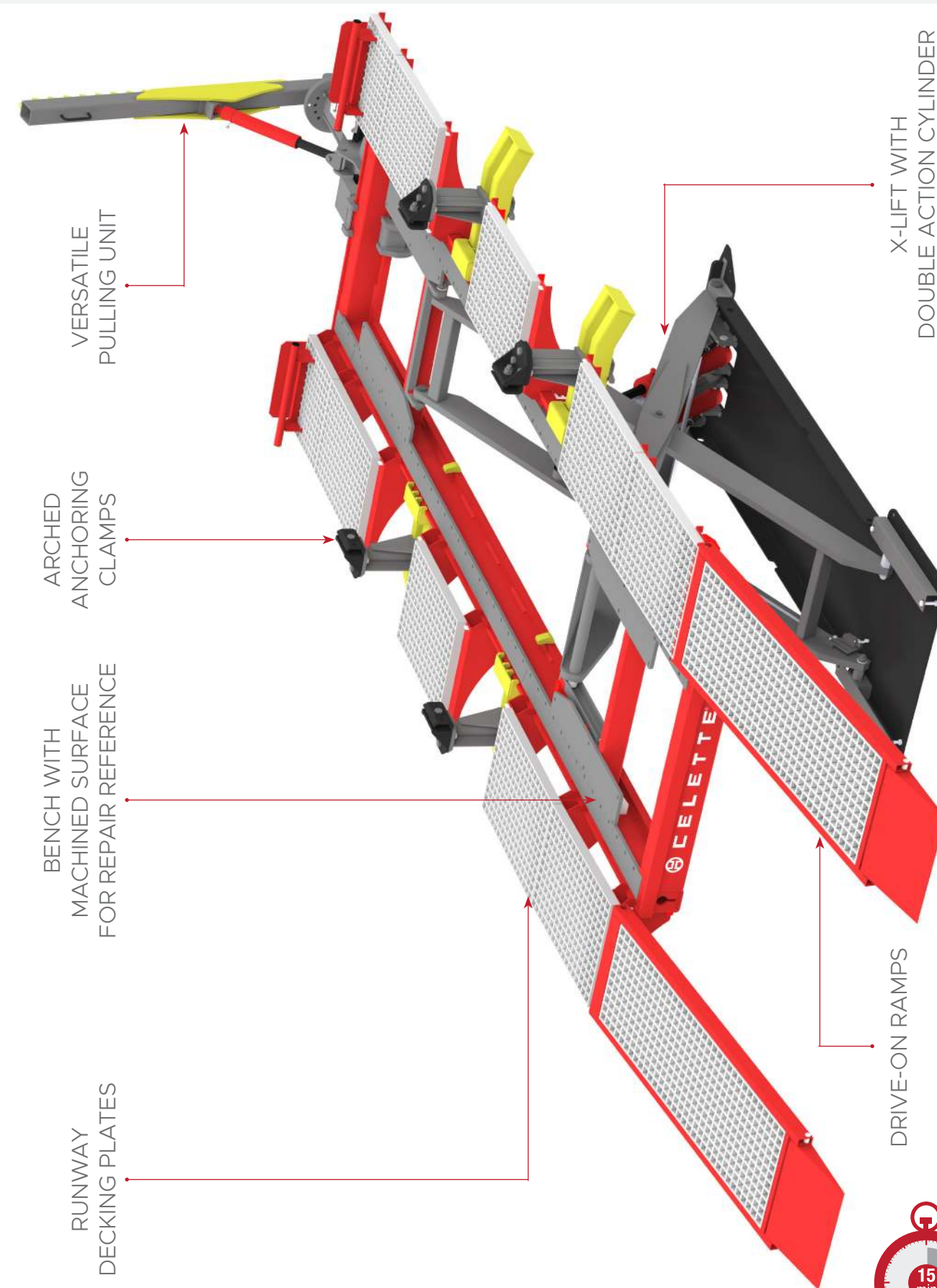
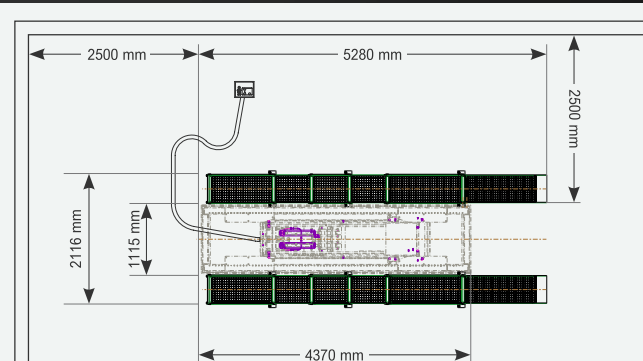
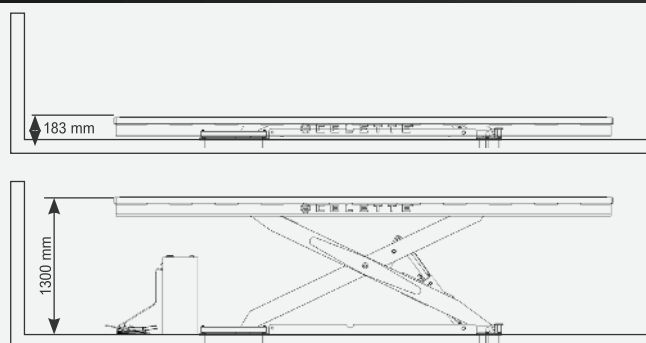
SMART RHONE is the extremely flexible repair solution for the technician, enhancing body shop productivity.

With a 3500 KG LIFTING CAPACITY along with 1300 MM LIFTING HEIGHT the SMART RHONE is versatile and supports all kind of vehicles in its segment.



QUICK ANCHORING OF VEHICLE
AND READY TO PULL

SUITABLE FOR LIGHT, MEDIUM
AND HEAVY COLLISION REPAIR



S NO.	REF NUMBER	ITEM DESCRIPTION	DETACHABLE	DRIVE-ON	IN-GROUND
			RH19S.3501.3	RH19S.3502.3	RH19S.3503.3
1	9202.01	BENCH WITH X-LIFT + HYD POWER UNIT	●	●	●
2	9202.02	PULLING UNIT 10 TON CAPACITY + EXTENSION	●	●	●
3	9202.03	SET OF 4 ARCHED CLAMP + STATIC CLAMP	●	●	-
4	9202.04	SET OF DETACHABLE RAMP + DECKING PLATES	●	-	-
5	9202.05	DRIVE ON RAMP ON GROUND + DECKING PLATES	-	●	-
6	9202.06	SET OF 4 ADJUSTABLE CLAMP - STRAIGHT	-	-	●
7	9202.07	SET OF 4 HIGH ADJUSTABLE SILL CLAMPS	-	●	-
8	9177.03	DECKING PLATES SET FOR IN-GROUND BENCH	-	-	●
9	RVN19X.110	AXLE STAND - ADJUSTABLE	-	●	●

RH19S.3501.x

DETACHABLE



RH19S.3502.x

DRIVE-ON



RH19S.3503.x

IN-GROUND






CELETTE®

www.celette.com

SUITABLE FOR LIGHT, MEDIUM
AND HEAVY COLLISION REPAIR



SMART RHONE
WITH C-STAND

AVAILABLE
ON-DEMAND

SMART RHONE

QUICK ANCHORING AND READY TO PULL



REF NO: RH19S.301

SMART RHONE

PULLER UNIT



VERSATILE PULLING UNIT FOR OPTIMAL PULLING
ANGLE EASY & QUICK MOUNTING TO THE BENCH
WEDGE MECHANISM – NO FASTENERS



REF NO: RH19S.301

SMART RHONE

PULLING ACCESSORIES

OPTIONAL PULLING ACCESSORIES



UNIQUE DESIGN FEATURES



HYDRAULIC DUAL ACTING CYLINDERS

Pressure is applied on the lower chamber of the cylinder to lift the bench
The upper chamber sucks oil at low pressure while lowering the bench
The upper chamber is always filled with oil to prevent formation of rust inside the cylinder housing
Thereby, Increasing the life of all the components inside the cylinder



LIMIT SWITCH

Limit switch alerts the technician when the bench reaches close to the floor additional safety
The limit switch actuates at the pulling tower engaging height on the bench This ensures convenience in operation

EXTRA SAFETY

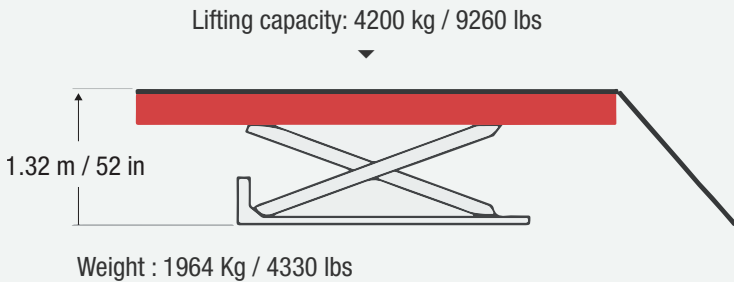
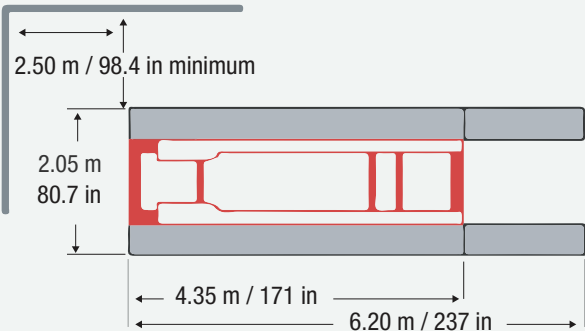
Hydraulic hose burst valve has been used in both the lower chamber cylinders to limit the flow of oil when the system is being lowered
It also restricts the flow of oil from the cylinder in case of a hose burst
This features enhances the safety of the system

RHONE 2.8T | 4.2T

DRIVE-ON BENCH WITH SCISSOR LIFT

REF NO: RH18M.4220.x

Rhone drive-on bench has been upgraded with a lifting capacity of 4200 kg and to a height of 1.32 m. The most versatile bench facilitates quick diagnosis and straightening with MZ / MZ+ and Cameleon universal bracket sets, pre and post repair reports can be obtained with Celette measuring systems. Thanks to the Celette vehicle loading trolley which enable you to load the damaged vehicles.



Lifting capacity: 4200 kg / 9260 lbs

REF NO: RH18M.4220.x **RHONE 2.8 | 4.2T**



RH18M.4220.x



9124.013



9188.033



GR11.0074



MZ450.907



RH16M.28221.x | RH18M.4221.x



RH16N.38221.x | RH18N.4221.x

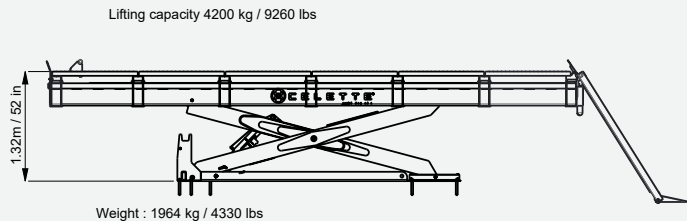
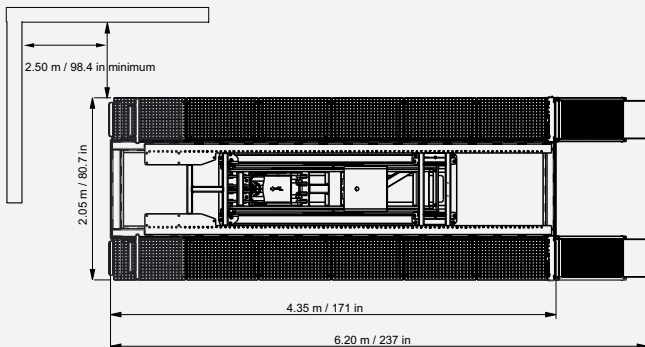
REF NUMBER	DESCRIPTION
RH16M.28221.x RH18M.4221.x	DRIVE-ON BENCH + HYDRAULIC POWER UNIT + 4 ANCHORING CLAMPS + RUNWAY DECKING PLATES (COMPOSITE) + 2 MOBILE STANDS + PULLING UNIT
RH16N.38221.x RH18N.4221.x	DRIVE-ON BENCH + HYDRAULIC POWER UNIT + 4 ANCHORING CLAMPS + RUNWAY DECKING PLATES (COMPOSITE) + 2 MOBILE STANDS + PULLING UNIT + ELECTRONIC MEASURING SYSTEM NAJA 3D
REF NUMBER	OPTIONAL ACCESSORIES
MZ450.907	ACCESSORIES STORAGE TROLLEY
GR11.0074	TROLLEY TO POSITION THE VEHICLE ON THE BENCH
9188.033	TOOL TO HOLD THE CHASSIS VEHICLE
9124.013	SUPPLEMENTARY VECTOR PULLING UNIT (10 TON) + EXTENSION + SAFETY CABLE

RHONE L 4.2T

5-METER-LONG DRIVE-ON BENCH WITH SCISSOR LIFT FACILITATES QUICK LOADING

REF NO: RH18LM.4220.x

Rhone L is the longer version of Rhone drive-on bench with 5 m long and enhanced lifting capacity of 4200 kg. Maximum lifting height is 1.36 m. Recommended for long wheel base vehicle. The detachable rams provides better access to the vehicle while pulling and measuring.



REF NO: RH18LM.4220.x

RHONE L 4.2T



RH18LM.4220.x



9124.013



SVN19.301



T10S1



MZ450.907



RH18LM.4221.x



RH18LN.4221.x

REF NUMBER	DESCRIPTION
RH18LM.4220.x	RHONE L 4.2T DRIVE-ON BENCH + HYDRAULIC POWER UNIT + 4 ANCHORING CLAMPS + RUNWAY DECKING PLATES (STEEL) + 2 MOBILE STANDS
RH18LM.4221.x	RHONE L 4.2T DRIVE-ON BENCH + HYDRAULIC POWER UNIT + 4 ANCHORING CLAMPS + RUNWAY DECKING PLATES (STEEL) + 2 MOBILE STANDS + PULLING UNIT
RH18LN.4221.x	RHONE L 4.2T DRIVE-ON BENCH + HYDRAULIC POWER UNIT + 4 ANCHORING CLAMPS + RUNWAY DECKING PLATES (STEEL) + 2 MOBILE STANDS + PULLING UNIT + ELECTRONIC MEASURING SYSTEMS NAJA 3D
REF NUMBER	OPTIONAL ACCESSORIES
MZ450.907	ACCESSORIES STORAGE TROLLEY
T10S1	HYDRAULIC SET 10 T
SVN19.301	SEVENNE PULLING UNIT
9124.013	SUPPLEMENTARY VECTOR PULLING UNIT

RHONE XL

Rhone XL is an extra long bench with 4200 kg lifting capacity to repair all types of light commercial vehicles and long wheel base passenger cars. The unique feature of this bench is the lifting height of 1.3 meters that enables you to work at a very comfortable height for better productivity.

- ✦ Suitable for all kinds of LIGHT COMMERCIAL VEHICLE
- ✦ Six meter long bench with 1.3 meter Working Height
- ✦ Extra long drive-on bench with double scissor lifts



**EXTRA LONG BENCH WITH MASSIVE LIFTING CAPACITY
FOUR CYLINDERS WITH TWIN SAFETY MECHANISM**

RHONE XL 5.5T

6 M EXTRA LONG DRIVE-ON BENCH WITH
DOUBLE SCISSOR LIFT

REF NO: RH18XLF.4221.x | RH18XLF.4211.x
RH18XLM.4221.x | RH18XLM.4211.x

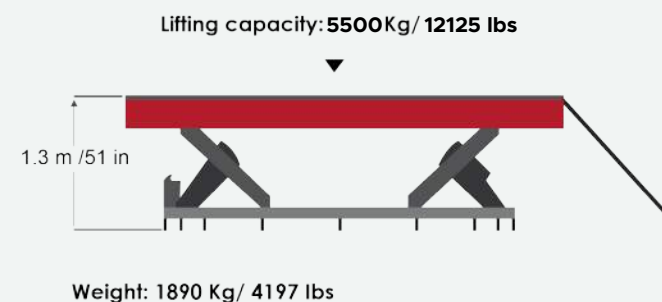
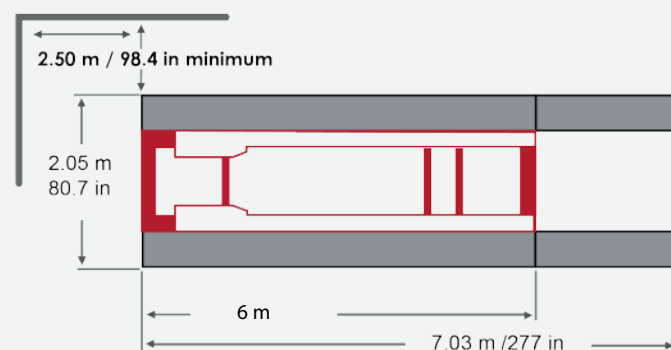
Rhone XL is an extra long bench with 5500 kg lifting capacity to repair all types of light commercial vehicles and long wheel base passenger cars.

The unique feature of this bench is the lifting height of 1.3 meter that enables you to work at a very comfortable height for better productivity.

- ⊕ Suitable for all kinds of LIGHT COMMERCIAL VEHICLE
- ⊕ Six meter long bench with 1.3 meter Working Height
- ⊕ Extra long drive-on bench with double scissor lifts



EXTRA LONG BENCH WITH MASSIVE LIFTING CAPACITY
FOUR CYLINDERS WITH TWIN SAFETY MECHANISM



RHONE XL

EXTRA LONG BENCH WITH MASSIVE LIFTING CAPACITY




THE TABLE BELOW SHOWS THE DIFFERENT VARIANTS
OF RHONE XL AND ITS ASSOCIATED COMPONENTS

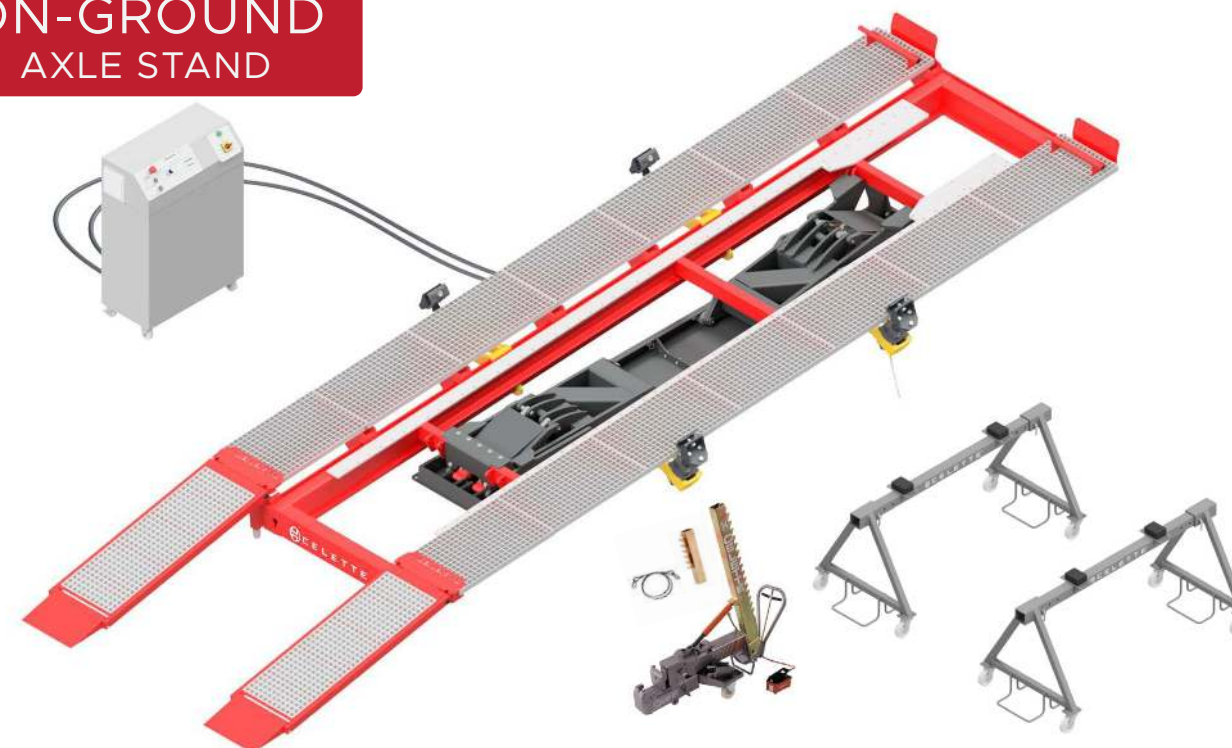
REF NUMBER	DESCRIPTION
RH18XLF.4221.x	RHONE XL 5.5T (IN-GROUND) + PULLING UNIT "SEVENNE" WITH AXLE STANDS
RH18XLF.4211.x	RHONE XL 5.5T (IN-GROUND) + PULLING UNIT "SEVENNE" WITH C-STANDS
RH18XLM.4221.x	RHONE XL 5.5T DRIVE-ON BENCH (ON-GROUND) + PULLING UNIT "SEVENNE" WITH AXLE STANDS
RH18XLM.4211.x	RHONE XL 5.5T DRIVE-ON BENCH (ON-GROUND) + PULLING UNIT "SEVENNE" WITH C-STANDS
SVN19.301	SEVENNE PULLING UNIT (10 TON) + EXTENSION + SAFETY CABLE
RVN93X.110	4 AXLE STANDS WITH CASTERS
RH18S.201	C-STANDS FOR WHEELS
9186.03	IN-GROUND RAMPS
9123.023	ARCHED SILL CLAMPS
9186.312	GRIFFON XL BENCH BASE
RH18XL.01.520	X-LIFT WITH POWER UNIT

RHONE XL

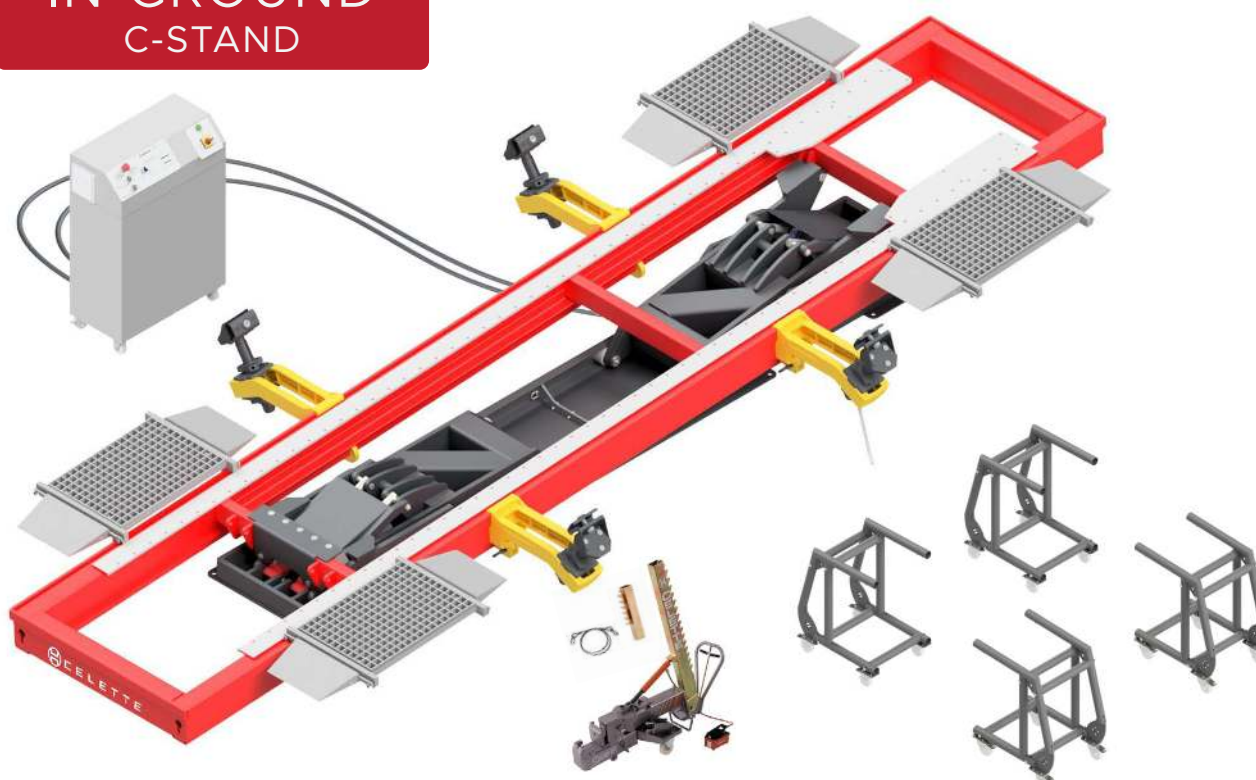
RH18XLF.4221.x

IN-GROUND
AXLE STAND

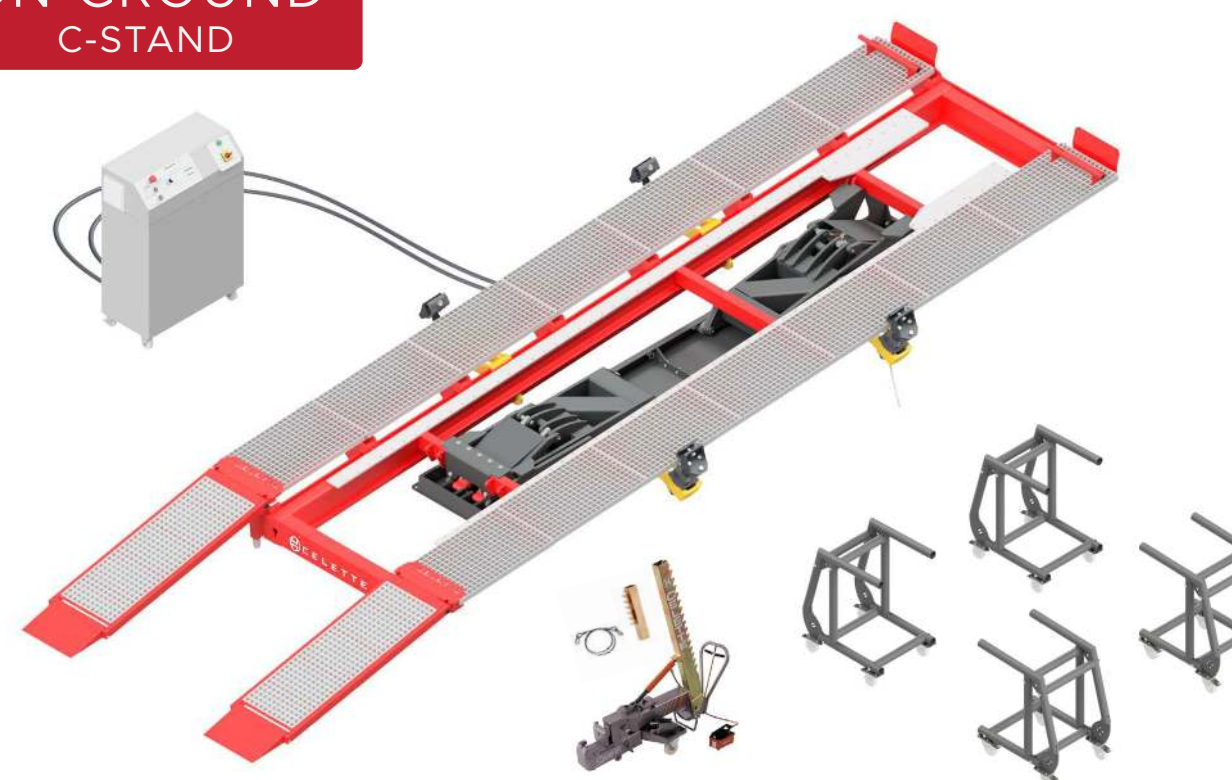
RH18XLM.4221.x

ON-GROUND
AXLE STAND

RH18XLF.4211.x

IN-GROUND
C-STAND

RH18XLM.4211.x

ON-GROUND
C-STAND

CELETTE FRANCE SAS

3 Avenue Marcellin Berthelot, 38200 Vienne, France

+33 474 575 959

info@celette.com

www.celette.com

